

6273 Mobile stairway tower complying with EN 1004

Frame section width	1.50 m
Platform length	2.95 m
Reach height	8.60 – 12.60 m
Tower height	7.60 – 11.60 m
Standing height	6.60 – 10.60 m

- › Safe and easy internal ascent, even carrying tools or building materials.
- › Step angle 55°, step depth 150 mm.
- › Considerably increased safety during assembly and dismantling through the stairs being attached at every floor for passing on and assembling the individual elements.
- › Permissible load: 500 kg (5,0 kN) distributed load, corresponds to 150 kg/m² (1,5 kN/m²), according to tower group 2, DIN EN 1004.







Note:

Every tower is accompanied by instruction manual for assembly and use.
The number of additional parts required for fastening to the wall or ballasting may be found in the ballasting tables below.

Additional parts required:

- › Ballast 10 kg, order no. 0050879
- › Ballast 15 kg, order no. 0050985
- › Wall connector, order no. 607141
- › Cross-beam extension, order no. 607234

Ballasting 6273				
Order no.	kg	kg	kg	kg
627308	0	0	40 ³⁾	160 ^{3)*}
627310	0	0	not permissible	not permissible
627312	0	0	not permissible	not permissible

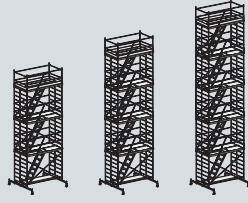
* With the use of two wall connectors 607141 no ballasting necessary.

Additional parts required:

³⁾ plus 2 cross-beam extensions, order no. 607234

6273 Assembling combinations with mobile cross-beams

- › Frame section width 1,50 m
- › Platform length 2,95 m



Order no.	Description		627308	627310	627312	Length approx. m	Width approx. m	Weight approx. kg
	Reach height	approx. m	8.60	10.60	12.60			
	Tower height	approx. m	7.60	9.60	11.60			
	Standing height	approx. m	6.60	8.60	10.60			
Individual elements/list of components								
607322	8 rung frame section		6	8	10	2.15	1.50	12.5
607923	2 rung guardrail section		2	2	2	1.00	1.50	3.8
627324	Platform with trapdoor		1	1	1	2.95	0.65	21.5
627314	Platform for access without trapdoor		2	3	4	2.95	0.65	14.0
607324	Platform without trapdoor		3	4	5	2.95	0.65	24.5
607144	Base entry platform		1	1	1	2.95	0.55	24.0
627340	Stairs		3	4	5	2.50	0.53	15.0
0079630	Toeboard long side		2	2	2	2.70	0.15	4.5
0079633	Toeboard front side		2	2	2	1.25	0.15	1.8
0077268	Toeboard clip		4	4	4			0.2
607127	Diagonal brace		6	8	10	3.30		4.2
607128	Brace		13	17	21	2.95		3.8
627329	Guardrail tube		3	4	5	2.80		4.5
607134	Cross-beam		2	2	2	2.05		18.5
607150	Castor Ø 200 mm with spindle		4	4	4			5.6
0050493	Cross-beam clamp fitting		4	4	4			1.2
007760	Safety plug		16	20	24			0.1
0095512	Assembly instructions		1	1	1			
Total weight		approx. kg	441.9	548.9	655.9			

According to EN 1004, standing heights of 8 m and more are permissible only in the interior.